

HDMI Single cable Extender 50M

MANUAL

1、 Product introduction

Welcome to use our company high-quality video converter products!






This product has broken the HDMI cable transmission distance limit,HDMI signal can be extended up to 50 meters via cat6 network cable.

Widely used in high-definition LCD TV sales show place, data distribution,information release, meeting rooms, schools and various training venues.

2、 Basic parameters

- HDMI signal supports signal 3D and HDMI format 1080P@ 60HZ.
- HDMI signal supports 1920*1080, backward compatible with multiple resolutions.
- Using solution of without compression transmission (bandwidth of 225mhz is adopted) to keep source signal
- Using super 5 or 6 Ethernet cable to extend up to 10 to 50m.
- The receiver has the EQ automatic adjustment button, which can make the signal transmission more stable.
(Please use the standard 24 AWG, oxygen-free copper wire core that is suitable for super 5 or 6 Ethernet cable. Using crystal head pressing line matched with cable wire core so as to avoid the weaker signal.)

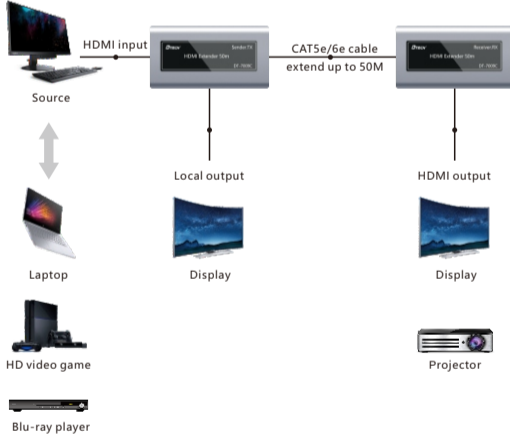
3、 Interface introduction

-  such as computers, Blu-ray players, set-top boxes and other equipment, and connected with high-definition cables (HDMI IN) port
-  monitor, TV, projection and other display devices, and connected with a high-definition cable (HDMI OUT) port
-  Use CAT5e and CAT6 cables to connect the transmitter and receiver (CAT5e/6e)
-  Insert the delivered 5V power supply into the transmitter (DC 5V)
-  Enhanced signal automatic adjustment button



4、 Connection diagram

- Put the HDMI cable access the [HDMI IN] port of extender, such as:computer, set-top boxes,blu-ray machine and so on have HDMI port equipment, the other end connected to the [HDMI OUT2] signal output device, such as:TV,display.This product has a local output that connects the transmitter [HDMI OUT1] interface of the extender to the display.
- The two end of a cable connected to the transmitter and the receiver respectively "CAT5e / 6e" port.
- Insert the power supply of distribution "DC 5V" port



5.Package and accessories

- HDMI Extender (Transmitter and Receiver)/1 Pair
- 5V/1A Power Adapter / 2 pcs

Note: Please check the accessories when you open the package, if accessories incomplete, please consult your supplier. (please use our supporting power, if use other power result in product damage, does not belong to the warranty scope.)



Product Warranty Card

Customer Information

Model :	
Date of purchase :	
User telephone :	
User address :	
Distributor :	
Agency address :	
User telephone :	Dealer stamp valid

Intenance Records

Repair times	Date	Fault	Treatment measures	Repair work NO